



Trusted Solutions,
Passionate People

Power Wheelchair
Retail Prescription Form
KITEFMOD010716

Tel: 01656 776222 Fax: 01656 776220
Email: ordersuk@invacare.com
Online Spares available at: www.invacare.co.uk

JULY 2016

Customer Ref :	Account No :
Contact No :	Order No :
Delivery Address :	Order Qty :
	Order Date :

Invacare® Kite® (Modulite® Flex3 Seating System)
Retail
Max User Weight 160Kg (25 stone)



Standard Features

- Tension Adjustable Backrest cushion
- Telescopic Seat Frame and Plate with Side Rails width 380 to 530 mm, 15-21 (additional 50 mm, 2" by arms)
- Seat Widths from 440mm - 480mm (17" - 19") with 50mm, 2" adjustment on armrests
- Seat Depths 410mm - 510mm (16" - 20")
- Detachable T-Armrests, height, width and depth adjustable with standard armpad
- Manually settable seat tilt (0°-12°) and backrest recline (90° to 120°)
- Standard 80° detachable legrest hangers with fixed footplate
- LiNX Control System
- 250mm (10") puncture proof PU-foam sealed, grey castors
- 350mm (14") puncture proof solid inlay grey drive wheels
- Dual Swing Technology
- Black or Artic White Frame colour with a choice of 7 Body Shroud colours, 7 side shroud colours and 3 Rim colours
- 6km/h 4 Pole Motors and 60Ah gel Batteries
- Bolt on or quick release anti tippers
- 4 Point tie down system
- Lapbelt with autolock (adjustable both sides)
- Wheel lock / parking brake
- Toolkit and 8A (200 - 250V) Charger

With Simply Smart

LiNX Option



Configurations may vary from the image shown

Standard Base Price £4,450

	<input type="checkbox"/> X	Please make your selection with a cross in the box	◆ Standard feature	○ Free of Charge
		Customer weight =	Kg	
Code	X	Description		Retail
AVB0010		Kite Basic Model		◆
AVZ0010		Kite Special Basic Model PLEASE COMPLETE DETAILS AT THE END OF THE FORM		POA

Order No :

Customer Ref :

SEATING TYPE

AVB2100	X	Modulite Flex3 Seat Unit	◆
---------	---	--------------------------	---

SEAT FRAME AND SEAT PLATE

AVB2111		Telescopic Seat Frame with metal seat plate (with stepless adjustment on armrests, legrests and backrest)	£4,450
---------	--	---	--------

MODULITE SEAT SIZE SETTING CHART:

		SEAT WIDTHS					
		330mm* (13")	AVB2121 380mm (15")	AVB2122 430mm (17")	AVB2123 480mm (19")	AVB2124 530mm (21")	
SEAT DEPTHS	Seat Rail 410 - 510mm	AVB2132 (16") 410mm	○	○	○	○	○
		AVB2134 (18") 460mm	○	○	○	○	○
		AVB2136 (20") 510mm	○	○	○	○	○

Invacare® Modulite™
An evolution in seating designed around you.



*330mm (13") seat width achieved on a 380mm seat frame (2121) with inrigged armrests (2183)

1. Seat depth 410mm: cannot combine T-Armrests (2191) with flexible lapbelt mount
2. Seat width 530mm (2124) not possible in combination with following armrests (2192/3)

SEAT CUSHION (sizes according to seat frame settings)

AVB2142		Matrx Flo-tech Lite - pressure relieving seat cushion	◆
AVB2143		Matrx Flo-tech Contour Visco 430 x 430 mm 17 x 17" max. user weight 125 kg	Not available with 510mm seat depth, 380mm or 530mm Seat Widths £92
AVB2147		Matrx Libra Cushion 90mm thick	Not available with combination 530mm Seat With and 410mm Seat Depth, seat depth 560mm only available with 530mm seat width £319
AVB2140		Without seat cushion	○

BACKREST SUPPORT

AVB2162		Backposts 540mm (tall) must be selected for Flex3 Laguna backrest	◆
AVB2163		Backposts 480mm (short)	Tension adjustable backrest or without backrest upholstery only ○

PUSH HANDLES FOR BACKPOSTS

AVB2107		Backposts WITH push handles	◆
AVB2108		Backposts WITHOUT push handles, Push handles will be cut down on the vertical section. If you require a specific length of push handle please note in the specials box at the end of the form.	£30

BACKREST UPHOLSTERY / CUSHION

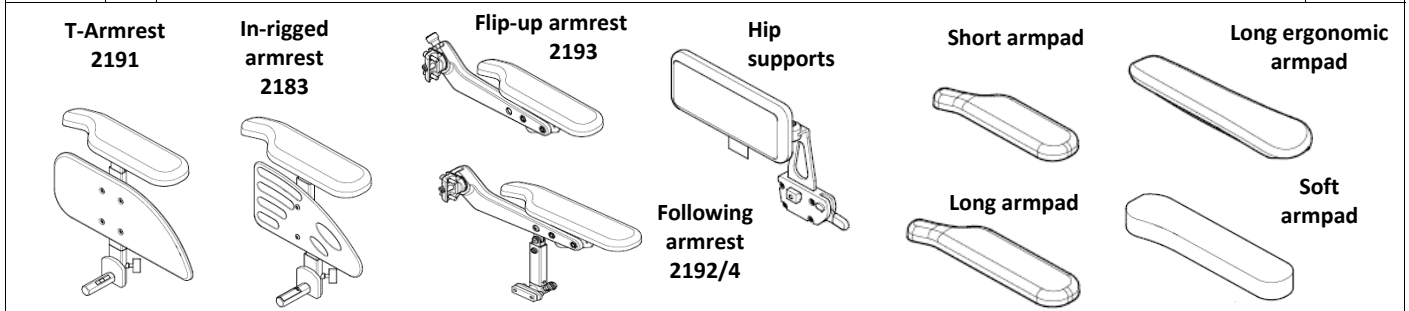
AVB2171		Tension Adjustable Backrest (540mm or 480mm upholstery height) Straps easily accessible and adjustable from the rear (maximum seat depth achievable 530mm (21"))	Not available with laterals, black nylon / fabric upholstery only ◆
AVB2179		Flex3 Tension Adjustable (long = 540mm / short = 480mm), available in Black Dartex only	Not available with Flip up or Following armrests, Chin Remote, Laterals available through specials £113
AVB2172		Flex3 adjustable Backrest Plates (without Backrest Cushion)	£183
AVB2173		Flex3 adjustable Backrest Plates with Laguna Backrest cushion (maximum seat depth achievable 510mm (20"))	£297
AVB2174		Matrx Posture Back height, 400mm (Mesh fabric)	Not available with Laterals or 530mm (21") seat width, non Invacare Headrest but profile mount AVB1496 £406
AVB2175		Matrx Posture Back, height 500mm (Mesh fabric)	Not available with Laterals or 530mm (21") seat width, non Invacare Headrest but profile mount AVB1496 £406
AVB2176		Matrx Elite Back, height 500mm (Mesh fabric)	Not available with Laterals or 530mm (21") seat width, non Invacare Headrest but profile mount AVB1496, seat width of 380mm (15") AVB2121 in combination with flip up or following armrests £406
AVB2177		Matrx Elite TR Back, height 500mm (Mesh fabric)	Not available with Laterals or 530mm (21") seat width, non Invacare Headrest but profile mount AVB1496 £406
AVB2178		Matrx Elite Deep Back, height 500mm (Mesh fabric)	Not available with Laterals or non Invacare Headrest but profile mount AVB1496 £450
AVB2170		Without Backrest Upholstery (Straight 1" diameter Back Posts/Back Frame only suitable for mounting specialist backrests)	Not available with laterals or non Invacare Headrest but profile mount AVB1496 ○

Order No :

Customer Ref :

UPHOLSTERY COLOUR			
AVB2151		Black fabric (nylon 2-way-stretch material w 2142)	○
AVB2152		Black Dartex	○
AVB2153		LK Version (black with orange seam)	○
AVB2154		Black Plush	○

ARMREST (NOTE: HIP GUIDES ONLY POSSIBLE WITH FLIP UP AND FOLLOWING ARMREST)			
AVB2191		Single post 'T-Armrest' removable and height adjustable (with stepless positioning relative to the backposts) Range of adjustment from seat plate 245mm to 315mm	◆
AVB2181		Extended height Single post 'T-Armrest': Range of adjustment from seat plate 295mm to 365mm	£30
AVB2183		In-rigged Armrests (reduces seat width by 25 mm each side) Not Available with hip support	○
AVB2193		Flip-up Armrest (height and depth adjustable) (height adjustable from 230 - 360mm) Not Available with laterals or in combination with 380mm seat width and Matrix Elite back	£47
AVB2192		Following Armrest (height adjustable from 230 - 300 mm) Not Available with laterals or in combination with 530mm seat plate and Flex3 adjustable backrest plates.	£135
AVB2194		Following Armrest (height adjustable from 300 - 360 mm) Not Available with laterals or in combination with 530mm seat plate and Flex3 adjustable backrest plates.	£135



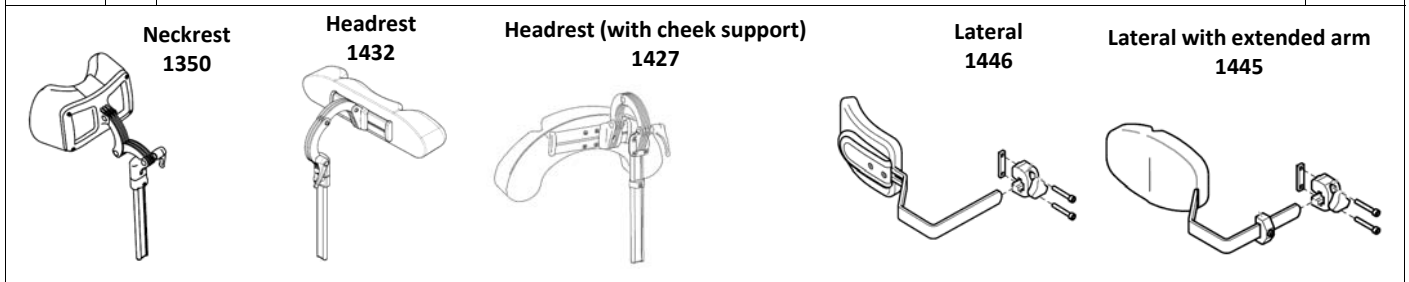
ARMPAD			
AVB2195		Short Armpad (325 mm)	◆
AVB2196		Long Armpad (375 mm)	○
AVB2197		Long Ergonomic Armpad (397 mm)	○
AVB2199		Soft Armpad (REA Azalea Wide Pad)	£70

HIP SUPPORTS LH (for flip up and following armrests only)			
AVB2184		Multi adjustable hip support LH, pad size SMALL 140 x 100mm	£185
AVB2186		Multi adjustable hip support LH, pad size MEDIUM 230 x 100mm	£185
AVB2188		Multi adjustable hip support LH, pad size LARGE 330 x 100mm	£185

HIP SUPPORTS RH (for flip up and following armrests only)			
AVB2185		Multi adjustable hip support RH, pad size SMALL 140 x 100mm	£185
AVB2187		Multi adjustable hip support RH, pad size MEDIUM 230 x 100mm	£185
AVB2189		Multi adjustable hip support RH, pad size LARGE 330 x 100mm	£185

SEAT ACCESSORIES

HEADREST/NECKREST (Dartex) - Adequate headrest option must be selected			
AVB1350		Neckrest: height and depth adjustable (Azalea type, dartex covered)	£59
AVB1432		Headrest: height, depth and sideways adjustable (Azalea type, dartex covered)	£166
AVB1427		Headrest with cheek support: height and depth adjustable (Azalea type, dartex covered)	£166
AVB1496		All bracketry as option 1432 without headrest cushion	£60
AVB1495		Non Invacare Headrest - no mounting hardware (with Backbrace/pushbar dia 22mm in conjunction with telescopic seat frame/backposts)	○



LATERAL SUPPORT			
AVB1446		Lateral Support with extended arm, rigid pad (Dartex) (Azalea type) (Pair)	£123
AVB1445		Lateral Support with extended arm, multi-adjustable pad (Dartex) (Azalea type) (Pair)	£123

Order No :

Customer Ref :

SEAT ADJUSTMENTS

SEAT LIFTER / SEAT TILT

		Seat Height				Tilt Range	AVB0337 440mm	AVB0331 460mm	AVB0339 480mm	AVB0381 500mm	
Code	Feature										
AVB1091	Manually settable	0° - 12°									◆
AVB1092	Powered basic	0° - 20°									£319
AVB1093	Powered centre of gravity shift	0° - 30°									£824
AVB1094	Seat Lifter with electric tilt (COG Shift)	0° - 30°									£1,028

Only available with REM 24SD, G90 A or LiNX controls

BACKREST RECLINER



Code	Feature	Recline Range	Price	Selection
AVB0975	Manually settable recline	90° - 120°		◆
AVB0977	Powered Recliner with quick release for easy folding of backrest	90° - 120°	£245	

LEGREST PAIRS

FOOTREST HANGER TYPE / PAIRS

AVB0526	Standard hanger 80° pair	Only with fixed footplate or Adapt footplate	◆
AVB0529	Hanger, manually elevating pair	Only with fixed footplate or Adapt footplate	£123
AVB0503	VARI F : Angle adjustable legrest hanger (swing away and detachable) (adjustable via tools 0° - 70°) : knee to heel length 290 - 460mm		£33
AVB0533	VARI A : Manually angle adjustable legrest hanger (swing away and detachable) (adjustable via hand wheel / knob 0° - 70°) - complete with calf pad support : knee to heel length 290 - 460mm	Not available with fixed footplate or footboard	£89
AVB0531	ADE Powered : Electrically angle adjustable (0° - 80°) legrest hanger (swing away and detachable) (powered via joystick) - complete with calf pad support : Not available with fixed footplate or footboard knee to heel length 290 - 460mm		£478

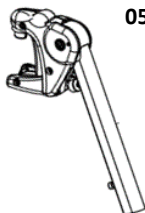
80° standard
0526



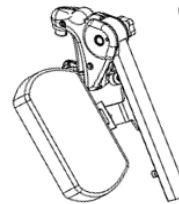
REA Style angle
adjustable°
0529



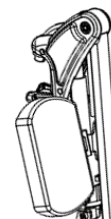
VARI F
0503



VARI A
0533



ADE
0531



Order No :

Customer Ref :

FOOTPLATE TYPE / PAIRS			
AVB0512	Fixed Footplate pair		◆
AVB0504	Angle adjustable Footplate pair		£23
AVB0513	Angle and depth adjustable Footplate pair (Adapt)		£87
AVB0522	Angle adjustable Footboard		£112

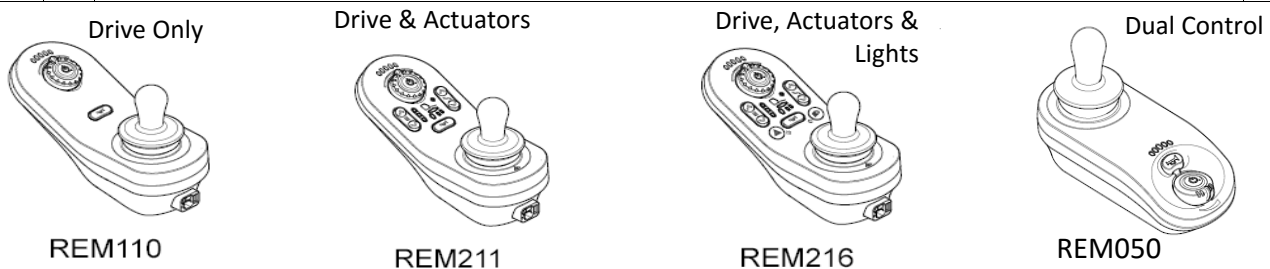


Simply Smart



REMOTE LINX

LiNX USER REMOTE & BRACKET			
AVB2201	Remote LiNX DLX-REM110 Drive only		○
AVB2201	Remote LiNX DLX-REM211 Drive & Actuators		○
AVB2201	Remote LiNX DLX REM216 Drive, Actuators & Lights		○
AVB1207	Standard Bracket RH		○
AVB1208	Standard Bracket LH		○
AVB1707	Swing Away RH		£105
AVB1708	Swing Away LH		£105
LiNX ATTENDANT CONTROL & BRACKET			
AVB2202	Remote LiNX, (mounted for Attendant only) DLX-REM110 Drive only	Not available with backpost without push handles	£14
AVB2202	Remote LiNX, (mounted for Attendant only) DLX-REM211 Drive & Actuators	Not available with backpost without push handles	£14
AVB2202	Remote LiNX, (mounted for Attendant only) DLX-REM216 Drive, Actuators & Lights	Not available with backpost without push handles	£14
AVB1207	Standard Bracket RH		○
AVB1208	Standard Bracket LH		○
LiNX DUAL CONTROL & BRACKET			
AVB2220	Dual Control LiNX DLX-REM050	Not available with backpost without push handles	£290
AVB1207	Standard Bracket RH		○
AVB1208	Standard Bracket LH		○




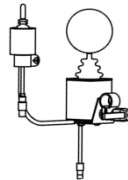
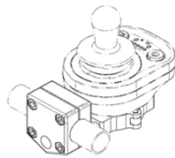
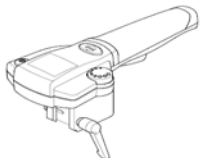


REMOTE DX2 SYSTEM

REMOTE & BRACKET			
AVB1601	Standard Remote ACS REM 24SD		£147
AVB1638	Standard Remote Type A, w/o light function (enables operation up to 4 electric. adjustments)	Not in combination with lights	◆
AVB1639	Standard Remote Type B (enables operation up to 4 electric. adjustments and lights)		£114
AVB1614	G90A		£147
	Head- remote, ultrasonic proximity sensor (only available as special - contact the Specials Dept)		POA
AVB1207	Standard Bracket RH		○
AVB1208	Standard Bracket LH		○
AVB1707	Swing Away + height adjust. RH high end		£105
AVB1708	Swing Away + height adjust. LH high end		£105
ATTENDANT REMOTE & BRACKET			
AVB1643	REM Type A (Up to 4 electric actuators)	Not in combination with lights, not available with backposts without push handles	£14
AVB1602	ACS REM24SD	Not available with backpost without push handles	£158
AVB1616	G90A	Not available with backpost without push handles	£158
AVB1207	Standard Bracket RH		○
AVB1208	Standard Bracket LH		○


Order No :

Customer Ref :

TRAY & CENTRE CONTROLS			
AVB1608	Centre Remote REM 24SD		£168
AVB1607	A C S Tray Control c/w Acrylic Tray & Actuator Functionality - DX REM 41		£268
AVB1289	Swing away Bracket RH		○
AVB1288	Swing away Bracket LH		○
CHIN CONTROL SIMPLE			
AVB1719	Chin Remote with standard Joystick (Always to be mounted on the Master Remote's side) (Modulite only)	(Only compatible with Option1601)	£1,632
AVB1289	Swing Away Bracket RH, Manual	Only available with RH user bracket	○
AVB1288	Swing Away Bracket LH, Manual	Only available with LH user bracket	○
AVA1287	Swing Away Bracket RH, powered	Only available with RH user bracket	£1,100
AVA1286	Swing Away Bracket LH, powered	Only available with LH user bracket	£1,100
DUAL CONTROL & BRACKET (can only be selected as an addition to user remote)			
AVB1720	Compact Dual Control	Not available with backpost without push handles	£377
AVB1207	Standard Bracket RH	Only available with LH user bracket	○
AVB1208	Standard Bracket LH	Only available with RH user bracket	○
INVACARE IDC DUAL CONTROL & BRACKET			
AVB1645	Invacare IDC Dual control	Not available with backpost without push handles	£542
AVB1221	Detachable Bracket RH		○
AVB1222	Detachable Bracket LH		○
<div style="display: flex; justify-content: space-around; align-items: flex-start;"> <div style="text-align: center;"> <p>REM 24SD</p>  </div> <div style="text-align: center;"> <p>REM Type A</p>  </div> <div style="text-align: center;"> <p>G90 A</p>  </div> <div style="text-align: center;"> <p>Chin control</p>  </div> <div style="text-align: center;"> <p>Dual control</p>  </div> <div style="text-align: center;"> <p>IDC control</p>  </div> </div>			
DRIVE UNIT OPTIONS			
FRAME COLOUR			
AVB0228	Frame colour Black		○
AVB0252	Frame colour Arctic White		○
BODY SHROUD COLURS			
AVB0242	Body shroud colour Pearl Night Blue		○
AVB0243	Body shroud colour Metallic Silver		○
AVB0224	Body shroud colour Black		◆
AVB0204	Body shroud colour Transparent Cherry Red		○
AVB0222	Body shroud colour Arctic White		○
AVB0248	Body shroud colour Grasshopper Green		○
AVB0279	Body shroud Sunshine Yellow		○
SIDE SHROUD COLOURS			
AVB0284	Side shroud colour Pearl Night Blue		○
AVB0285	Side shroud colour Metallic Silver		○
AVB0265	Side shroud colour Black		◆
AVB0261	Side shroud colour Transparent Cherry Red		○
AVB0253	Side shroud colour Arctic White		○
AVB0250	Side shroud colour Grasshopper Green		○
AVB0254	Side shroud colour Sunshine Yellow		○
RIM COLOUR			
AVB0290	Rim colour White	Only available with black pneumatic and sealed puncture proof wheels	○
AVB0292	Rim colour Silver		○
AVB0291	Rim colour Black	Only available with black pneumatic and sealed puncture proof wheels	○

Order No :

Customer Ref :

FRONT WHEEL			
AVB0804		254 mm (10") Castor pneumatic, black (non-marking)	○
AVB0805		255 mm (10") Castor puncture proof solid inlay, black (non-marking)	○
AVB0806		256 mm (10") Castor puncture proof (sealed), black (non-marking)	○
AVB0851		254 mm (10") pneumatic, grey	○
AVB0855		254 mm (10") puncture proof solid inlay, grey	◆
AVB0853		254 mm (10") puncture proof (sealed) grey	○
DRIVE WHEELS			
AVB0704		350 mm (14") DW pneumatic, black (non-marking)	Not available with grey front wheels ○
AVB0705		350 mm (14") DW puncture proof solid inlay, black (non-marking)	Not available with grey front wheels ○
AVB0706		350 mm (14") DW puncture proof (sealed), black (non-marking)	Not available with grey front wheels ○
AVB0771		350 mm (14") pneumatic grey	Not available with black front wheels ○
AVB0750		350 mm (14") puncture proof solid inlay grey	Not available with black front wheels ◆
AVB0773		350 mm (14") puncture proof (sealed) grey	Not available with black front wheels ○
PERFORMANCE OPTIONS			
DUAL SWING TECHNOLOGY			
AVB1200	X	Dual-swing technology suspension system	◆
REAR SUSPENSION			
AVB1217		Rear suspension with soft shock absorbers, recommended for user weight up to 90 kg	Not available with seat lifter with electrical tilt ○
AVB1218		Rear suspension with medium shock absorbers, recommended for user weight 90 - 136 kg	Not available with seat lifter with electrical tilt ○
AVB1219		Rear suspension with hard shock absorbers recommended for user weight 136 - 160 kg; mandatory for lifter version option AVB1094	○
MOTORTYPE			
AVB1282		6 km/h	◆
AVB1283		10 km/h (Please select correct joystick and lights)	£53
BATTERY			
AVB1259		60 Ah (gel)	◆
AVB1364		73.5 Ah (gel)	£68
PERFORMANCE ACCESSORIES			
G-TRAC			
AVB1215		 <p>G-trac ensures the powerchair takes the intended direction as indicated by the user control, without the need for continual correction by the client on uneven or sloping terrain.</p>	£605
CHARGER			
AVB1343	X	Charger 8A (200 - 250V)	◆
ANTI-TIPPERS			
AVB1205	X	Standard anti-tipper	◆
LIGHT			
AVB1437		LED light system with Indicators	Not available with REM Type A control £258
AVB1254		Without Light system	◆
SAFETY ACCESSORIES			
KERB RIDER			
AVB1244		Kerb Rider	Not available with a footboard £167
TRANSPORTATION KIT			
AVB1494	X	4-Point tie-down (Tested version for using wheelchair as a vehicle seat according to ISO 7176-19:2001) (Adequate headrest is compulsory)	◆
LAP BELT			
AVB1329		Lap belt with Auto Lock (standard mount on backrest)	◆
AVB2113		Lap belt with auto lock (flexible mount in side rails)	○
REARVIEW MIRROR			
AVB1415		RH	£31
AVB1339		LH	£31
WHEEL LOCK / PARKING BRAKE			
AVB1206	X	Wheel lock / parking brake, pair	◆

Order No :

Customer Ref :

ACCESSORIES**LUGGAGE RACK**

AVB1438	Luggage rack	£242
---------	--------------	-------------

CANE HOLDER (in combination with attendant or dual control it has to be mounted on the opposite side of the remote)

AVB1312	RH	£31
AVB1363	LH	£31

FENDER (black)

AVB1416	Fender for castors	£77
AVB1417	Fender for rear wheels	£77

TRAY (PLEASE CHOOSE OPPOSITE HAND TO USER CONTROL)

AVB1404	Swing Away RH	Not available with ACS Tray Control, Centre Remote	£122
AVB1405	Swing Away LH	Not available with ACS Tray Control, Centre Remote	£122

TOOLKIT

AVB1333	<input checked="" type="checkbox"/>	Toolkit (incl.bit holder, bits and fork spanners)	◆
---------	-------------------------------------	---	---

Total Price :

Powerchair Alternative Options

Need a different option not on the form?

Take a look at our Powerchair Alternative Options form, available as standard.

Powerchair Alternative Option required:



Please refer to our Invacare Unique special order form, for more complex custom requirements. Available at www.invacare.co.uk

Special Instructions - Please supply the following information:**Name:****Email:****Phone:****Fax:**

Description of special request (please include relevant option code or part number:

Order No :

Customer Ref :

Matrix Seating & Positioning Options - THE COMPLETE SOLUTION

The Invacare Seating & Positioning range features a vast array of pressure redistributing cushions from low to very high risk, and a number of backrest styles to suit a variety of postural needs. Below is a selection of the options available on chair, further information on the complete solution can be found on individual prescription forms or alternatively visiting us online at www.invacare.co.uk


Prescription Guide

Effective seating should provide postural support and comfort, as well as help to reduce the risk of pressure ulcer development. There are a number of extrinsic factors that can influence the effectiveness of a seat cushion in relation to pressure care, our cushions have been designed taking these factors into account explained below.

Cushion Options - (For additional sizes please refer to the individual cushion prescription form)

Matrix Flo-tech Lite

Slimline contoured cushion ideally suited to people at low risk of developing pressure ulcers and for comfort purposes only. The contoured seating surface offers improved stability and postural support.



Low Risk
Overall height 3"
Max UW 127kg (20 stone)

Matrix Flo-tech Contour Visco

Moulded from Viscoelastic foam, which is temperature sensitive to the body. As the foam warms, the contoured surface area conforms to the shape of the person's body, improving posture, increasing comfort and maximising the surface area in contact with the person.



High Risk
Overall height 4"
Max UW 125kg (20 stone)

Matrix Libra

Designed with the highest level of skin protection, positioning and adjustability to match the unique needs of the person, the Invacare Matrix Libra Cushion offers a complete solution to provide balance and stability as well as optimize body function.



Very High Risk
Overall height 3.25"
Max UW 136kg (21 stone)

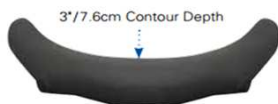
Backrest Options - (For more information please refer to the Matrix brochure)

Matrix Elite

Designed to provide precise orientation within the wheelchair for optimal postural support. The attractive, lightweight design appeals to people with active lifestyles.

Features :

3" Contour Depth
40° angle adjustment
4" depth adjustment
20° rotation
136kg (21 stone) Max UW




Matrix Elite Deep

Featuring integrated lateral supports to provide trunk support while allowing clearance for the shoulders and hips.

Features :

6" Contour Depth
40° angle adjustment
4" depth adjustment
20° rotation
136kg (21 stone) Max UW




Matrix Elite TR

This back includes an extra layer of SuperSoft foam for improved immersion and comfort, and full support across the shoulder area. Specially designed for use in manual or power tilt only or tilt/recline applications.

Features :

3" Contour Depth
40° angle adjustment
4" depth adjustment
20° rotation
136kg (21 stone) Max UW
Layer of SuperSoft foam

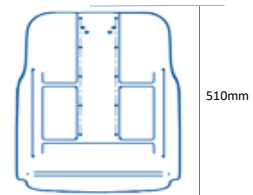


Posture Back

Posture Backs are contoured to provide midline support and positioning. The wide variety of sizes and depths will provide exceptional comfort and support for a wide range of postural needs.

Features :

5" Contour Depth
40° angle adjustment
4" depth adjustment
20° rotation
136kg (21 stone) Max UW



Bodypoint - Positioning Accessories (Currently only available as spare parts - please refer to the UK Bodypoint price list)

Belts

A selection of 2 and 4 point padded hip belts are available, that facilitate aligned, stable pelvic position.

Multiple pull options and buckle styles accommodate a variety of needs



Harnesses

Designed to provide shoulder retraction, good head control and to correct shoulder rotation, Bodypoint shoulder harnesses assure comfort, durability and easy care.



Foot Supports

Used for stabilising and positioning the feet while still allowing for controlled movement.

A comfortable and dynamic alternative to rigid shoe holders or foot straps



Customer Ref:

Order Number:

Subject to Invacare's standard terms conditions. Invacare reserve the right to alter product specification without prior notice.