



*Foldable*  
*Functional*  
*Compact*










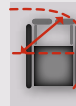







<sup>1</sup> KÜSCHALL COMPACT

The küschall Compact is a wheelchair made for active people who require a higher level of configurability and support. The küschall Compact is equipped with an easy folding mechanism and an optional folding backrest. It offers swing-in and -out detachable legrests for easy front transfers and compact storage dimensions.

The küschall Compact is an "easy to drive" wheelchair adapted to suit those with reduced strength. The wide range of adjustment and configuration possibilities make the küschall Compact a functional and reliable wheelchair, and it can also be adapted for hemiplegics.

It offers excellent driving performance without compromise on the level of stability, providing an "easy to use" foldable wheelchair.

## TECHNICAL DATA

 Seat width: 280 – 500 mm in increments of 20 mm	 Seat depth: 320 – 500 mm in increments of 20 mm	 Seat height: front: 410 – 530 mm rear: 380 – 500 mm in increments of 10 mm
 Knee-to-heel length: 210 - 510 mm in increments of 10 mm	 Backrest height: 300 – 510 mm in increments of 15 mm	 Backrest angle: 82°/86°/90°/ 94°/98°/102°
 Max. safe slope: 7°	 Reversing width: 920 - 1230 mm	 Total length: 70°: approx. 940 mm 80°: approx. 890 mm 90°: approx. 840 mm
 Total width: SW + 180 mm	 Total width folded: approx. 290 mm	 Max. user weight: 130 kg
 Total weight unloaded: approx. 11 kg	 Transport weight w/out rear wheels: approx. 8.3 kg	 Crash Test approved Fulfills the requirements of ISO 7176-19

## LEGEND

- CONFIGURATION:** This wheelchair has an aluminium standard frame in the frame colour 'umber glaze' combined with CPS techno-anthracite, carbon clothes-guards, aero backrest upholstery, two-piece plastic footplates, 4" Starec front wheels in techno anthracite, and High Performance rear wheels with Schwalbe Marathon tyres and aluminium grey handdrims.
- ABDUCTION FRAME:** For those who require very low seat heights, such as people with hemiplegia, the küschall Compact can be built with an abduction frame (30 mm additional space in front per side) on either the right, left or both sides.
- LEGREST FRAME:** The küschall Compact can be configured to meet an individual's specific need. Available in three front legrest angles 90, 80 and 70, that incorporates a swing-in and swing-out function which are also detachable.
- PUSH-HANDLES:** A wide range of push handles are available including fixed long, mini, foldable and height adjustable. The küschall Compact also considers the needs of the carer.
- ONE-ARM DRIVE:** This option allows a hemiplegic individual to propel the wheelchair with his/her active side. The one-arm drive system can be fitted to the left or right side of the chair.
- TETRA-CLIP:** Fixed on top of the quick release axle, the tetra-clip option allows easier removal of the rear wheels for those with reduced strength and/or hand function.



2



3



4



5



6



KÜSCHALL COMPACT